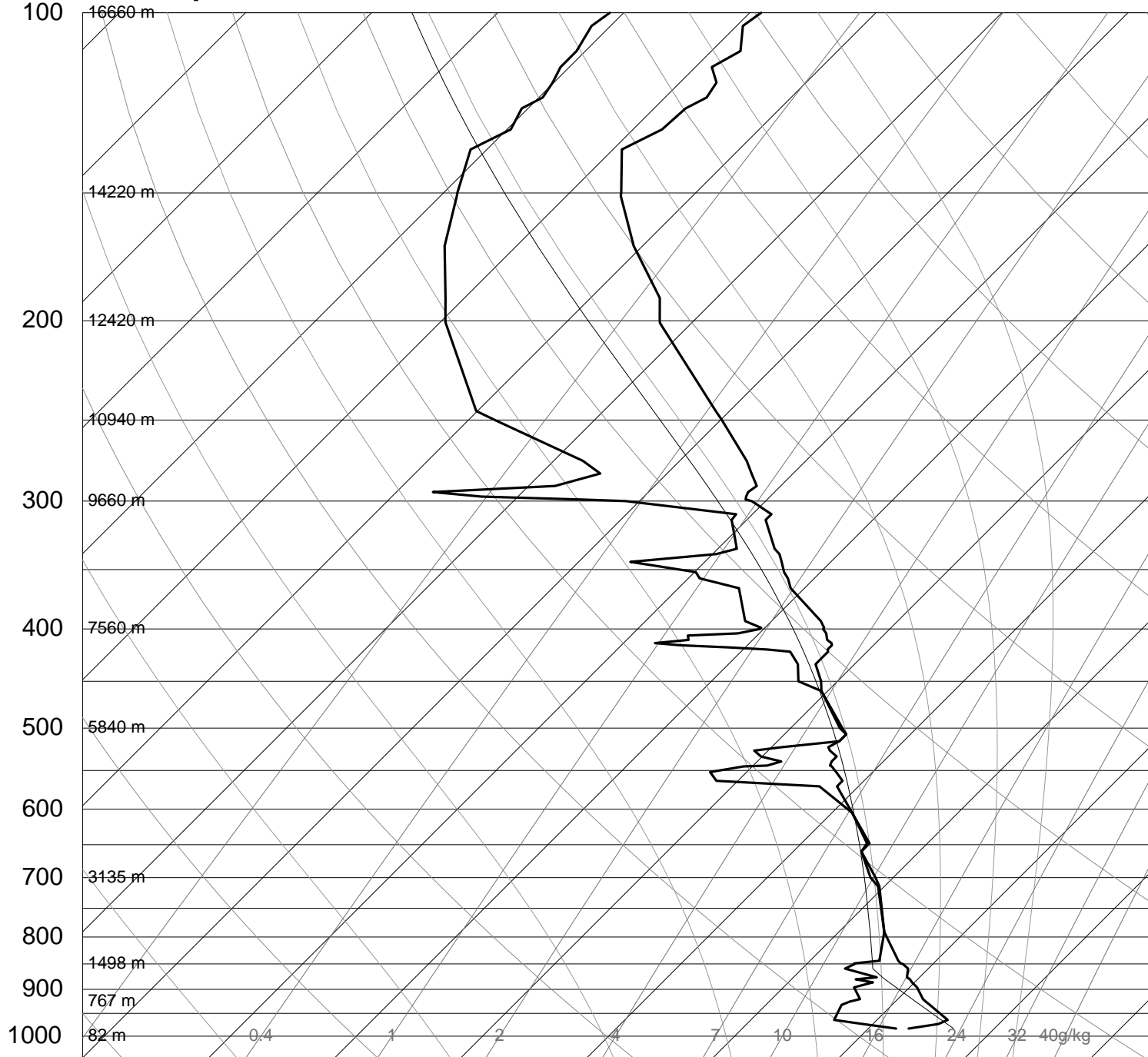


# 74455 DVN Davenport

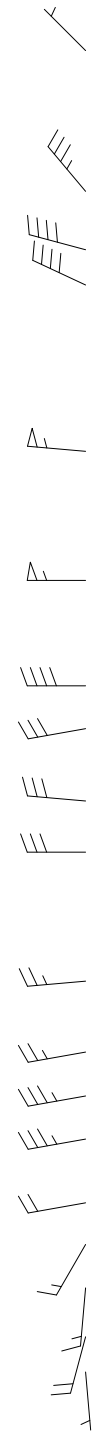
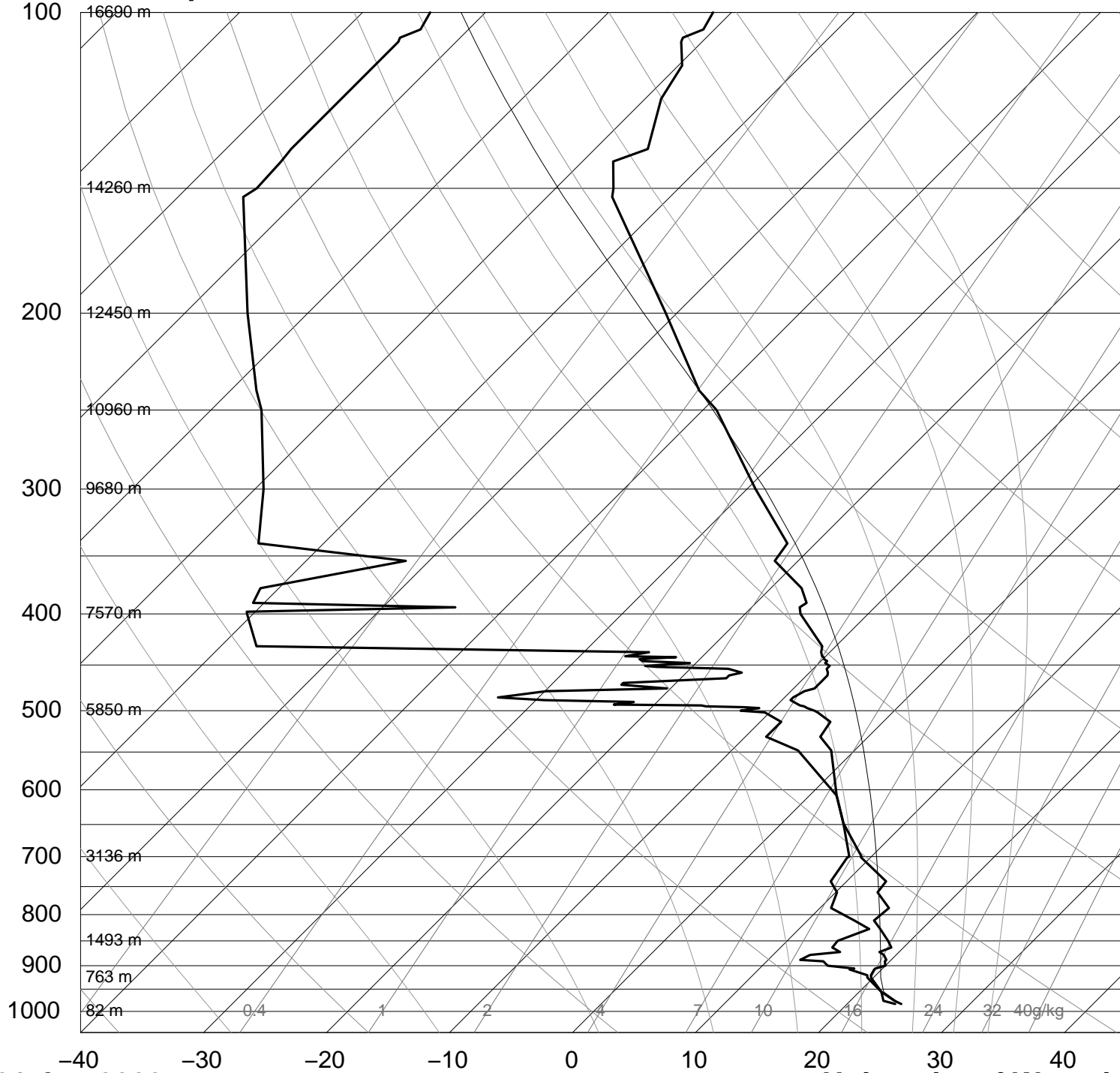


SLAT 41.61  
SLON -90.58  
SELV 229.0  
SHOW 0.97  
LIFT 0.76  
LFTV 0.80  
SWET 352.0  
KINX 36.90  
CTOT 19.70  
VTOT 23.50  
TOTL 43.20  
CAPE 26.11  
CAPV 38.44  
CINS -134.  
CINV -140.  
EQLV 516.5  
EQTV 516.3  
LFCT 611.1  
LFCV 611.1  
BRCH 0.42  
BRCV 0.62  
LCLT 288.8  
LCLP 862.2  
MLTH 301.4  
MLMR 13.30  
THCK 5758.  
PWAT 53.62

12Z 21 Jun 2009

University of Wyoming

# 74455 DVN Davenport

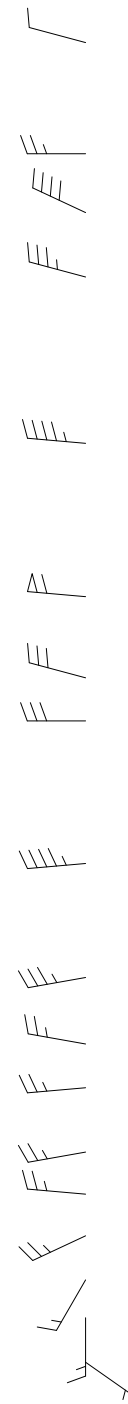
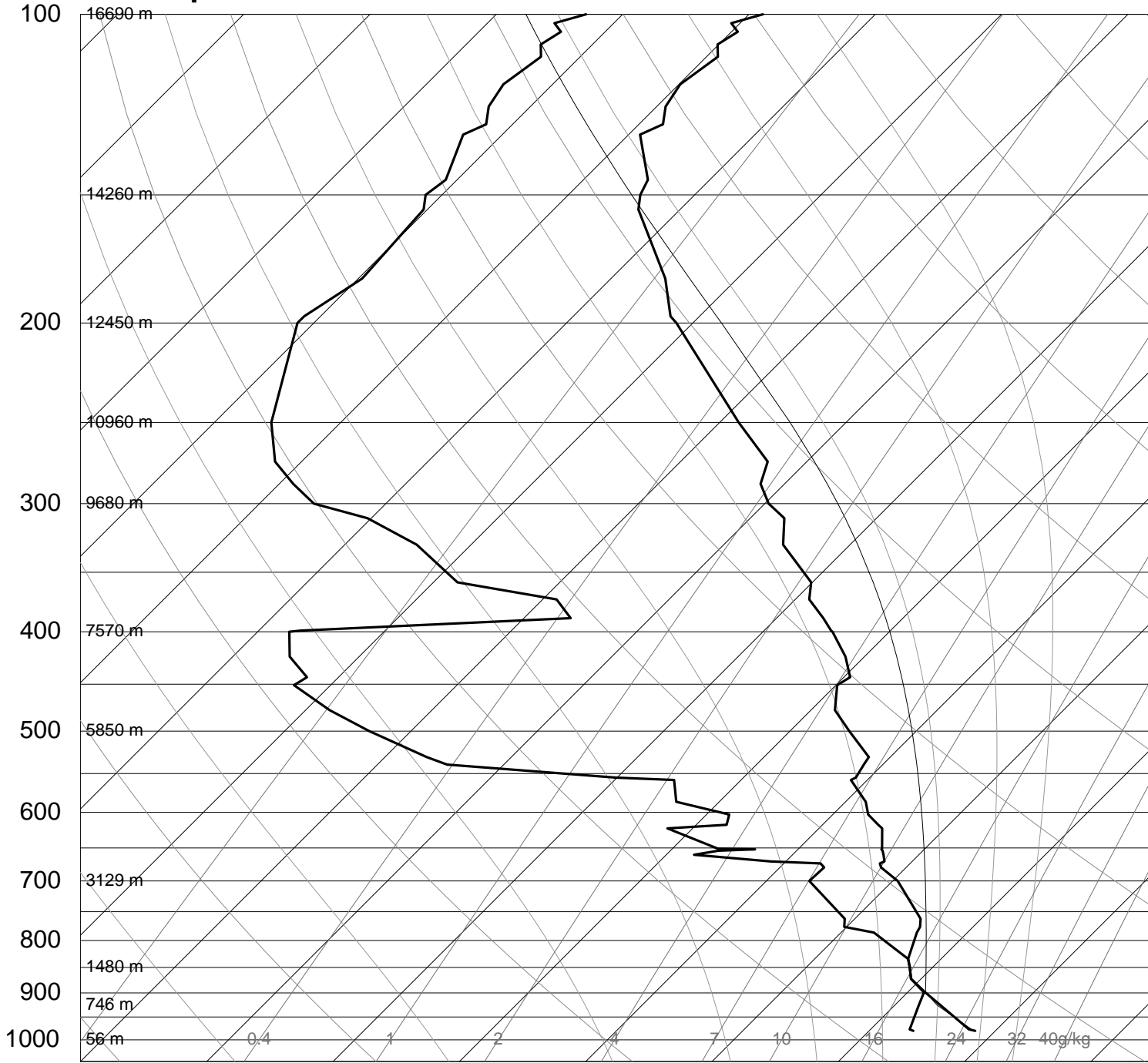


SLAT	41.61
SLON	-90.58
SELV	229.0
SHOW	-0.21
LIFT	-3.36
LFTV	-3.88
SWET	223.2
KINX	37.80
CTOT	20.60
VTOT	24.70
TOTL	45.30
CAPE	524.8
CAPV	648.6
CINS	0.00
CINV	0.00
EQLV	238.8
EQTV	237.5
LFCT	951.2
LFV	951.2
BRCH	14.57
BRCV	18.00
LCLT	294.7
LCLP	951.2
MLTH	298.9
MLMR	17.40
THCK	5768.
PWAT	51.66

18Z 21 Jun 2009

University of Wyoming

# 74455 DVN Davenport



SLAT	41.61
SLON	-90.58
SELV	229.0
SHOW	-3.09
LIFT	-4.98
LFTV	-6.20
SWET	406.1
KINX	34.70
CTOT	23.50
VTOT	23.50
TOTL	47.00
CAPE	1813.
CAPV	2094.
CINS	-2.30
CINV	-1.94
EQLV	153.6
EQTV	153.6
LFCT	899.5
LF CV	900.0
BRCH	29.05
BRCV	33.54
LCLT	294.9
LCLP	907.8
MLTH	303.1
MLMR	18.46
THCK	5794.
PWAT	46.59

00Z 22 Jun 2009

University of Wyoming